

# CARBIDE PRECISION GAUGES

A WIDE RANGE OF SOLUTIONS FOR YOUR INSPECTION OPERATIONS





## DIXI POLYTOOL S.A.

### COMPANY PROFILE

DIXI Polytool S.A. is a company based in Le Locle, Switzerland, that produces tungsten carbide and diamond cutting tools as well as precision reamers. The company was founded in 1946 and has been making investments into its production since then.


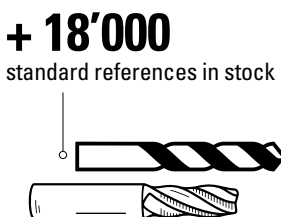
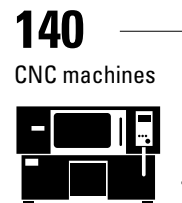
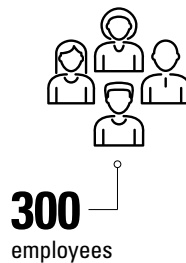

DIXI Polytool S.A. has a friendly work environment for its 300 employees and wants to guarantee the quality of its products while preserving the environment by using **ISO 9001** and **ISO 14001** certified management systems.

### AN ENVIRONMENTALLY RESPONSIBLE ATTITUDE












A forerunner in this field too, DIXI Polytool SA uses exclusively green energy for all building maintenance and manufacturing operations.

**DIXI Polytool is powered 100% green electricity produced exclusively from solar panels and hydropower station.**

## KEY FIGURES



# TABLE OF CONTENTS

	<b>NIHS 06</b>	<b>ISO 1502</b>	<b>AF</b>
<b>THREAD GAUGES</b>			
	R S 0.30 - S 1.40 L S 0.50 - S 1.20 <b>p.4</b>	M 1.00 - M 3.00 <b>p.5</b>	S 0.70 - S 0.90 M 1.00 - M 3.00 <b>p.6</b>
	R S 0.30 - S 1.40 L S 0.50 - S 1.20 <b>p.4</b>	M 1.00 - M 3.00 <b>p.5</b>	S 0.70 - S 0.90 M 1.00 - M 3.00 <b>p.6</b>
<b>CHECK PLUGS</b>			
	S 0.30 - S 1.40 <b>p.7</b>		
	S 0.30 - S 1.40 <b>p.7</b>		
<b>PLAIN GAUGES FOR MINOR DIAMETER</b>			
	S 0.30 - S 1.40 <b>p.8</b>	M 1.00 - M 3.00 (On request) <b>p.9</b>	S 0.70 - S 0.90 M 1.00 - M 3.00 <b>p.10</b>
	S 0.30 - S 1.40 <b>p.8</b>	M 1.00 - M 3.00 (On request) <b>p.9</b>	S 0.70 - S 0.90 M 1.00 - M 3.00 <b>p.10</b>
<b>PLAIN GAUGES</b>			
		$D_1 \pm 0.5\mu\text{m}$ <b>p.13</b>	
		$D_1 \pm 1.0\mu\text{m}$ <b>p.13</b>	
<b>GAUGE SETS</b>			
		<b>p.11</b>	
		<b>p.13</b>	
<b>TECHNICAL INFORMATION</b>			
		<b>p.14</b>	

“GO” - “NO GO” THREAD GAUGES  
NIHS 06-12

- Solid carbide thread gauges dedicated to the pitch diameter inspection of 3G and 4H left hand threads according to NIHS 06-10 (ISO 1501 / DIN 14).
- Gauges tolerances according to NIHS 06-12.

### Right-hand thread



D nom.	Pitch P	L <sub>1</sub>	Tol.	1718-S GO	1718-S GO (flat base)	Tol.	1719-S NO GO
S 0.30	0.08	1.00	4H 3G	965295 983114	978958 414460	4H/3G	965312
S 0.35	0.09	1.30	4H 3G	965296 983468	978959 414461	4H/3G	965313
S 0.40	0.10	2.00	4H 3G	965297 983115	978960 414462	4H/3G	965314
S 0.50	0.125	2.50	4H 3G	965298 983116	978961 414463	4H/3G	965315
S 0.60	0.15	3.00	4H 3G	965299 983117	978962 414464	4H/3G	965316
S 0.70	0.175	3.00	4H 3G	965300 983236	978963 414465	4H/3G	965317
S 0.80	0.20	3.50	4H 3G	965301 983118	978964 414466	4H/3G	965318
S 0.90	0.225	4.00	4H 3G	965302 983119	978965 414467	4H/3G	965319
S 1.00	0.25	4.00	4H 3G	965303 983120	978966 414468	4H/3G	965320
S 1.20	0.25	5.00	4H 3G	965304 983121	978967 414469	4H/3G	965321
S 1.40	0.30	5.00	4H 3G	965305 983122	978968 414470	4H/3G	965322

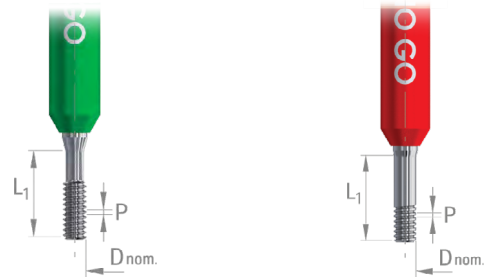
### Left-hand thread



D nom.	Pitch P	L <sub>1</sub>	Tol.	1718-S L GO	Tol.	1719-S L NO GO
S 0.50	0.125	2.50	4H	968369	4H/3G	968370
S 0.60	0.15	3.00	4H	968345	4H/3G	968346
S 0.70	0.175	3.00	4H	968344	4H/3G	968347
S 0.80	0.20	3.50	4H	968343	4H/3G	968348
S 0.90	0.225	4.00	4H	968925	4H/3G	968926
S 1.00	0.25	4.00	4H	969395	4H/3G	969396
S 1.20	0.25	5.00	4H	982638	4H/3G	982639

“GO” - “NO GO” THREAD GAUGES


- Solid carbide thread gauges dedicated to the pitch diameter inspection of threads according to ISO 965 (DIN 13).
- Gauges tolerances according to ISO 1502.



D nom.	Pitch P	L <sub>1</sub>	Tol.	1718-M GO	1719-M NO GO
M 1.00	0.25	5	5H	976633	976635
M 1.20	0.20	5	4H	305894	305900
	0.25	5	5H	976634	976636
M 1.40	0.20	5	4H	305895	305901
	0.30	6	5H	976693	976710
M 1.50	0.30	6	6H	976694	976711
M 1.60	0.20	5	4H	305896	305902
	0.35	6	6H	975716	975717
M 1.80	0.20	5	4H	305897	305903
	0.35	6	6H	976024	976026
M 2.00	0.20	5	4H	305898	305904
	0.40	6	6H	976699	976716
M 2.20	0.20	5	4H	305899	305905
	0.25	5	5H	976701	976718
	0.45	8	6H	976702	976719
M 2.50	0.35	6	6H	303652	303653
	0.45	8	6H	976704	976721
M 3.00	0.50	8	6H	976705	976722

"GO" - "NO GO" THREAD GAUGES  
SELF LOCKING PROFILE

- Solid carbide thread gauges dedicated to the pitch diameter inspection of AF self-locking threads according to DIXI internal standard.



D nom.	Pitch P	L <sub>1</sub>	1718-AF/BT 4H GO	1719-AF/BT 4H/3G NO GO
S 0.70	0.175	3.00	995572	995573
S 0.80	0.20	3.50	995615	995664
S 0.90	0.225	4.00	995616	995665
M 1.00	0.25	5.00	995617	995666
M 1.20	0.25	5.00	995619	995667
M 1.40	0.30	5.00	995620	995668
M 1.60	0.35	6.00	995621	995669
M 1.80	0.35	6.00	995622	995670
M 2.00	0.40	6.00	995623	995671
M 2.20	0.45	8.00	995624	995672
M 2.50	0.45	8.00	995631	995674
M 3.00	0.50	8.00	995626	995675

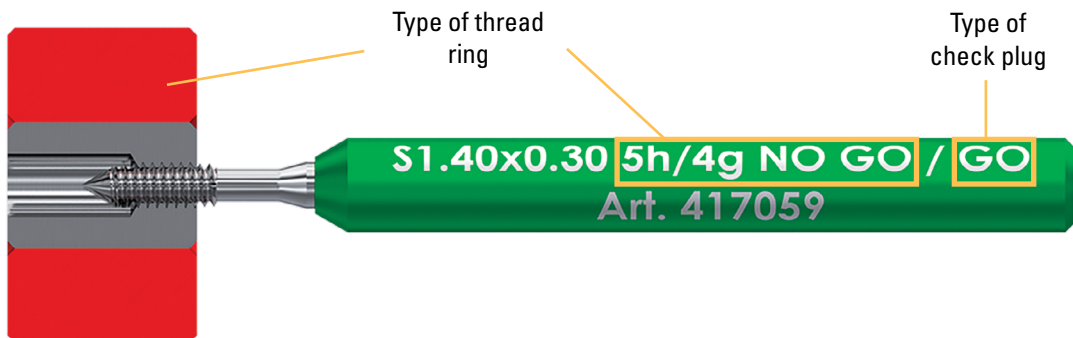
“GO” - “NO GO” CHECK PLUGS  
NIHS 06-12

- Solid carbide check plugs dedicated to the inspection of thread rings for external threads according to NIHS 06-10 (ISO 1501/DIN 14).
- Check plugs tolerances according to NIHS 06-12.

D nom.	Pitch P	L <sub>1</sub>	Ring 5h <b>GO</b>		Ring 4g <b>GO</b>		Ring 5h/4g <b>NO GO</b>	
			GO	NO GO	GO	NO GO	GO	NO GO
S 0.30	0.08	1.00	417005	417016	417027	417038	417049	417060
S 0.35	0.09	1.30	417006	417017	417028	417039	417050	417061
S 0.40	0.10	2.00	417007	417018	417029	417040	417051	417062
S 0.50	0.125	2.50	417008	417019	417030	417041	417052	417063
S 0.60	0.15	3.00	417009	417020	417031	417042	417053	417064
S 0.70	0.175	3.00	417010	417021	417032	417043	417054	417065
S 0.80	0.20	3.50	417011	417022	417033	417044	417055	417066
S 0.90	0.225	4.00	417012	417023	417034	417045	417056	417067
S 1.00	0.25	4.00	417013	417024	417035	417046	417057	417068
S 1.20	0.25	5.00	417014	417025	417036	417047	417058	417069
S 1.40	0.30	5.00	417015	417026	417037	417048	417059	417070



CHECK PLUGS DESCRIPTION



Source: NIHS 06-12

**“GO” - “NO GO” PLAIN GAUGES**  
FOR NIHS THREAD MINOR DIAMETER

- Solid carbide plain gauges dedicated to the inspection of the minor diameter of threads according to NIHS 06-10 (ISO 1501 / DIN 14).
- Gauge tolerances according to NIHS 06-12.



D nom.	Pitch P	L <sub>1</sub>	Tol.	0418 GO	Tol.	0419 NO GO
S 0.30	0.08	2.00	5H	308301	5H	308307
S 0.35	0.09	2.00	5H	308300	5H	308306
S 0.40	0.10	3.50	5H/6H	308299	5H 6H	308305 308310
S 0.50	0.125	3.50	5H/6H	308298	5H 6H	308304 308309
S 0.60	0.15	3.50	5H 6H	308297 411747	5H 6H	308302 308308
S 0.70	0.175	5.00	5H 6H	306719 411748	5H 6H	306818 306824
S 0.80	0.20	5.00	5H 6H	306813 411749	5H 6H	306819 306825
S 0.90	0.225	5.00	5H/6H	306814	5H 6H	306820 306826
S 1.00	0.25	5.00	5H/6H	306815	5H 6H	306821 306827
S 1.20	0.25	5.00	5H/6H	306816	5H 6H	306822 306828
S 1.40	0.30	5.00	5H/6H	306817	5H 6H	306823 306829



**"GO" - "NO GO" PLAIN GAUGES**  
FOR ISO THREAD MINOR DIAMETER

- Solid carbide plain gauges dedicated to the inspection of the minor diameter of threads according to ISO 965 (DIN 13).
- Gauge tolerances according to ISO 1502.



D nom.	Pitch P	L <sub>1</sub>	Tol.	<b>1718-M GO</b>	<b>1719-M NO GO</b>
M 1.00	0.25	5	5H	393778	334347
M 1.20	0.25	5	5H	436517	334348
M 1.40	0.30	5	5H		334349
M 1.60	0.35	5	6H	392110	392111
M 1.80	0.20	6	4H		431787
	0.35	6	6H		431789
M 2.00	0.40	6	6H	392882	375093
M 2.20	0.20	8	4H		431791
M 2.50	0.45	8	6H		395325
M 3.00	0.50	8	6H	383759	375095

**"GO" - "NO GO" PLAIN GAUGES**  
FOR AF THREAD MINOR DIAMETER

- Solid carbide plain gauges dedicated to the inspection of the minor diameter of AF self-locking threads according to DIXI internal standard.



D nom.	Pitch P	$L_1$	Tol.	<b>0418-AF 4H GO</b>	Tol.	<b>0419-AF 4H/3G NO GO</b>
S 0.70	0.175	5	4H	414480	4H/3G	414492
S 0.80	0.20	5	4H	414481	4H/3G	414493
S 0.90	0.225	5	4H	414482	4H/3G	414494
M 1.00	0.25	5	4H	414483	4H/3G	414495
M 1.20	0.25	5	4H	414484	4H/3G	414496
M 1.40	0.30	5	4H	414485	4H/3G	414497
M 1.60	0.35	5	4H	414486	4H/3G	414498
M 1.80	0.35	6	4H	414487	4H/3G	414499
M 2.00	0.40	6	4H	414488	4H/3G	414500
M 2.20	0.45	6	4H	414489	4H/3G	414501
M 2.50	0.45	8	4H	414490	4H/3G	414502
M 3.00	0.50	8	4H	414491	4H/3G	414503

# DIXI 1718 SET

SET OF NIHS THREAD GAUGES



Content	Art.
<b>DIXI 1718-S 4H GO</b> (S0.30-S1.40) <b>DIXI 1719-S 4H/3G NO GO</b> (S0.30-S1.40)	305989
Empty box (NIHS 4H)	307437

Content	Art.
<b>DIXI 1718-S 3G GO</b> (S0.30-S1.40) <b>DIXI 1719-S 4H/3G NO GO</b> (S0.30-S1.40)	305990
Empty box (NIHS 3G)	307438


Content	Art.
<b>DIXI 1718-S 4H GO</b> (S0.30-S1.40) <b>DIXI 1718-S 3G GO</b> (S0.30-S1.40) <b>DIXI 1719-S 4H/3G NO GO</b> (S0.30-S1.40)	305991
Empty box (NIHS 4H & 3G)	307439



SET OF THREAD AND PLAIN GAUGES FOR THE FULL CHECKING OF NIHS THREADS



Content	Art.
<b>DIXI 1718-S 4H GO</b> (S0.30-S1.40) <b>DIXI 1718-S 3G GO</b> (S0.30-S1.40) <b>DIXI 1719-S 4H/3G NO GO</b> (S0.30-S1.40)	308313
<b>DIXI 0418-5H/6H GO</b> (S0.30-S1.40) <b>DIXI 0419-5H NO GO</b> (S0.30-S1.40) <b>DIXI 0419-6H NO GO</b> (S0.40-S1.40)	
Empty box	312619






---



---




---

To ensure that our offer meets your requirements, please follow the steps below:

- 1 Select your set configuration from the available options
- 2 Select the type of GO or NO GO gauge according to the configuration.
- 3 Select the thread sizes you wish to include in your set, as well as the thread direction (R or L)
- 4 Indicate the quantity of set you wish to offer.

We reserve the right to contact you for further information.

1  SET OF NIHS THREAD GAUGES




Included with the set:

- DIXI 1719-S 4H/3G **NO GO**

2 Choice of **GO** threaded gauges (max. 2):

- DIXI 1718-S 4H **GO**
- DIXI 1718-S 4H **GO** (flat base)
- DIXI 1718-S 3G **GO**
- DIXI 1718-S 3G **GO** (flat base)

1  SET OF PLAIN GAUGES FOR NIHS THREAD MINOR DIAMETER




Included with the set:

- DIXI 0418 5H **GO**

2 Choice of **NO GO** plain gauges:

- DIXI 0419 5H **NO GO**
- DIXI 0419 6H **NO GO**

1  SET OF THREAD AND PLAIN GAUGES FOR THE FULL CHECKING OF NIHS THREADS



Included with the set:

- DIXI 1719-S 4H/3G **NO GO**
- DIXI 0418 5H **GO**

2 Choice of **GO** threaded gauges (max. 2):

- DIXI 1718-S 4H **GO**
- DIXI 1718-S 4H **GO** (flat base)
- DIXI 1718-S 3G **GO**
- DIXI 1718-S 3G **GO** (flat base)

Choice of **NO GO** plain gauges:

- DIXI 0419 5H **NO GO**
- DIXI 0419 6H **NO GO**

3 THREAD SIZES AND DIRECTIONS

	R	L
S 0.30 x 0.08	<input type="checkbox"/>	<input type="checkbox"/>
S 0.35 x 0.09	<input type="checkbox"/>	<input type="checkbox"/>
S 0.40 x 0.10	<input type="checkbox"/>	<input type="checkbox"/>
S 0.50 x 0.125	<input type="checkbox"/>	<input type="checkbox"/>
S 0.60 x 0.15	<input type="checkbox"/>	<input type="checkbox"/>
S 0.70 x 0.175	<input type="checkbox"/>	<input type="checkbox"/>
S 0.80 x 0.20	<input type="checkbox"/>	<input type="checkbox"/>
S 0.90 x 0.225	<input type="checkbox"/>	<input type="checkbox"/>
S 1.00 x 0.25	<input type="checkbox"/>	<input type="checkbox"/>
S 1.20 x 0.25	<input type="checkbox"/>	<input type="checkbox"/>
S 1.40 x 0.30	<input type="checkbox"/>	<input type="checkbox"/>

4 Quantity

## CARBIDE PLAIN GAUGES

### DIXI 0420 ( $\pm 0.5\mu\text{m}$ )



$D_1 \pm 0.0005$	$L_1$
0.100 - 0.199	1.50
0.200 - 0.299	2.00
0.300 - 0.499	3.50
0.500 - 1.499	5.00
1.500 - 1.950	6.00
1.951 - 3.499	8.00
3.500 - 3.999	10.00

Standard each 0.001mm  
Available in 72h.

### DIXI 0421 ( $\pm 1.0\mu\text{m}$ )



$D_1 \pm 0.0005$	$L_1$
0.10 - 0.19	1.50
0.20 - 0.29	2.00
0.30 - 0.49	3.50
0.50 - 1.49	5.00
1.50 - 1.95	6.00
1.96 - 3.49	8.00
3.50 - 3.99	10.00

From stock each 0.01mm



Products available with an internal control protocol or made by an accredited laboratory

## SET OF PLAIN GAUGES

Diameter range:

$D_1$  min = \_\_\_\_\_

$D_1$  max = \_\_\_\_\_

Gauge tolerance:

$\pm 0.5\mu\text{m}$

$\pm 1.0\mu\text{m}$

Increment:

0.001

0.002

0.005

0.01

other: \_\_\_\_\_

Contact us for any other set composition

Set of 50 pieces

Set of 100 pieces

Quantity





**Figure 1**  
**DIXI 1718**



**Figure 2**  
**DIXI 1719**



**Figure 3**  
**DIXI 0418**



**Figure 4**  
**DIXI 0419**

Gauging internal threads must be done with both thread and plain gauges. Each of these gauges has its own function, way of use and result analysis.

**Figure 1: GO thread gauge (DIXI 1718)**

A **GO** thread gauge checks the minimum limit of the pitch diameter, taking into account pitch errors, errors in flank angles and deviations of form, which produce an apparent reduction of the pitch diameter of the workpiece. In addition, it checks the minimum limit of the major diameter and also whether the length of straight flank is sufficient; i.e. that the rounding at the root of the profile does not encroach too far upon the flank of the thread. The **GO** thread gauge, when screwed by hand without using excessive force, shall enter the whole length of the workpiece thread. If entry is not possible, the workpiece thread does not comply with the specification. Wear of the **GO** thread gauge shall be monitored by remeasurement of the gauge at intervals of time according to the intensity of use. Note: This gauge does not check the min or diameter of the workpiece thread.

**Figure 3: GO plain gauge (DIXI 0418)**

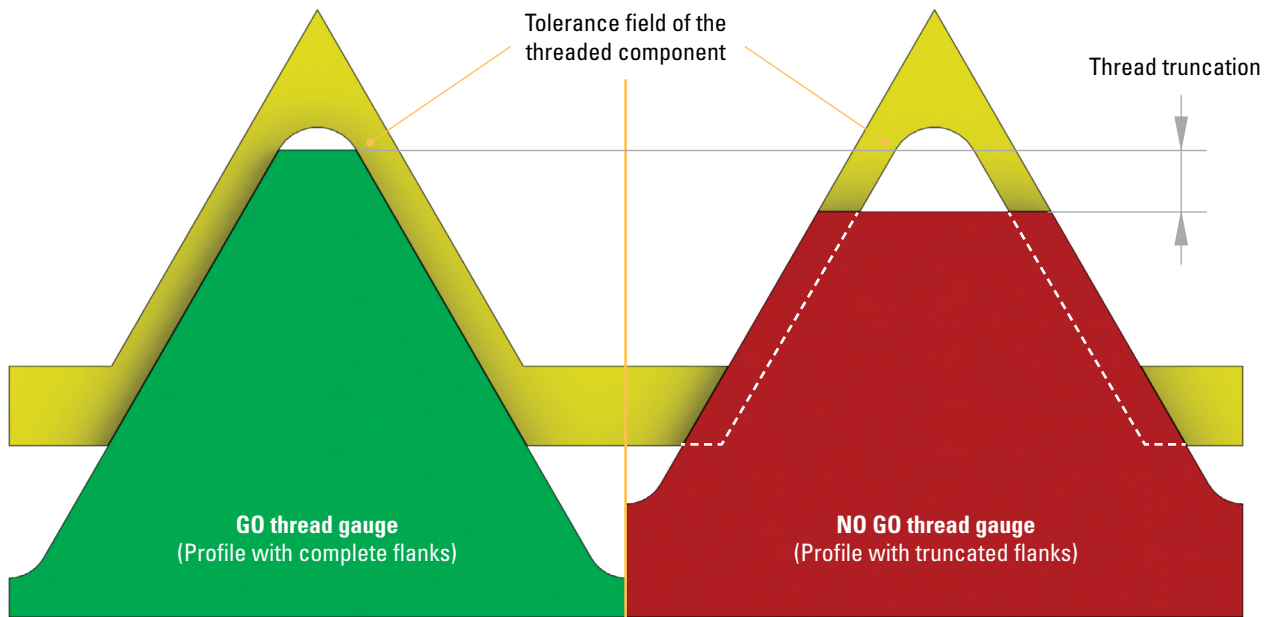
A **GO** plain gauge checks the minimum limit of the minor diameter of the workpiece thread. The **GO** plain gauge, when introduced by hand without using excessive force, shall pass through the workpiece thread.

**Figure 2: NO GO thread gauge (DIXI 1719)**

A **NO GO** thread gauge checks whether the actual pitch diameter exceeds the specified maximum size. The **NO GO** thread gauge, when screwed by hand without using excessive force, may enter into both ends of the threaded part, but by not more than two turns of thread. If it can be screwed in by more than two turns of thread, the workpiece thread does not comply with the specification. The **NO GO** thread gauge shall not pass completely through a workpiece with a length of thread of three threads or less. It is recommended that the **NO GO** screw plug gauge be checked regularly for wear. Note: This gauge does not check the minor diameter of the workpiece thread.

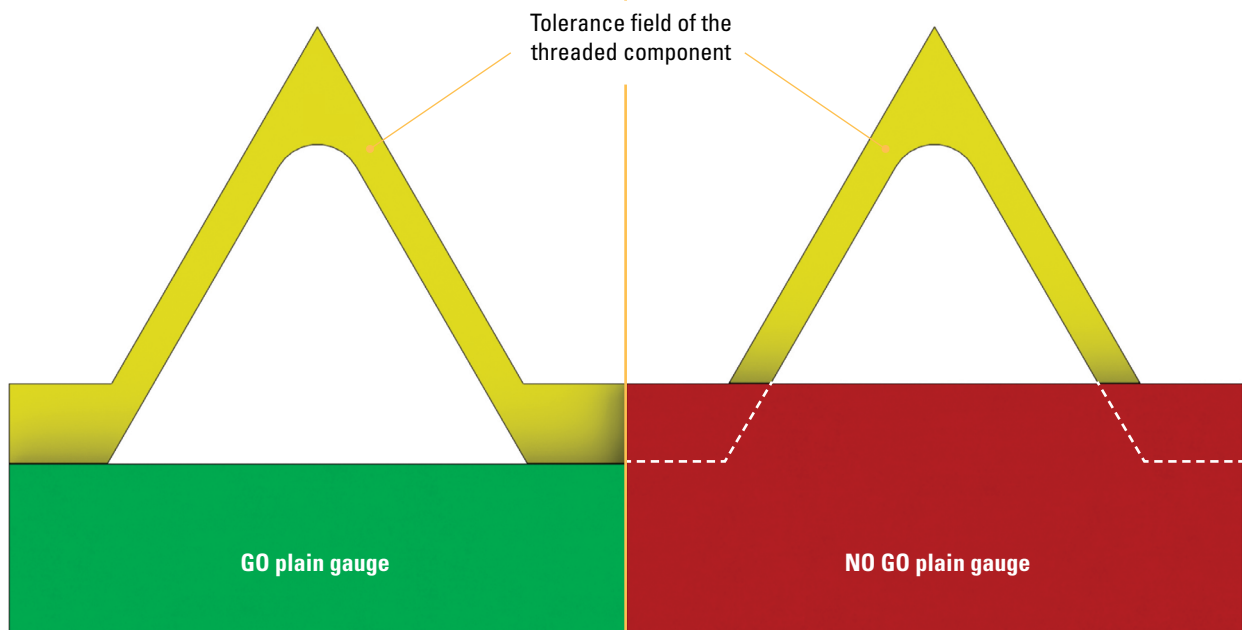
**Figure 4: NO GO plain gauge (DIXI 0419)**

A **NO GO** plain gauge checks whether the actual minor diameter exceeds the specified maximum size. The **NO GO** plain gauge may enter into both ends of the workpiece thread but only in a zone which has a distance of not more than one pitch length from the start of the thread.



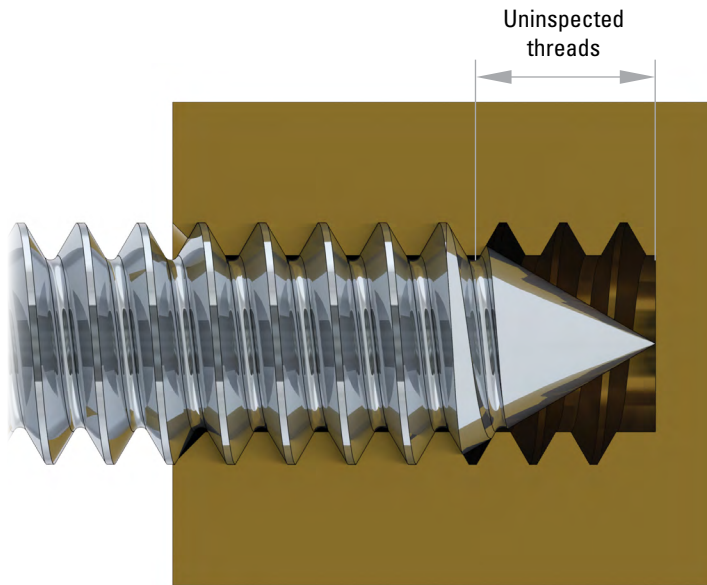
**GO** thread gauges check the minimum pitch diameter ( $D_2$ ) and minimum major diameter ( $D$ ) of the component. **GO** threaded gauges do not check the minor diameter ( $D_1$ ) of the component. The gauge thread root radius does not interfere with the minor diameter ( $D_1$ ).

**NO GO** thread gauges check the maximum pitch diameter ( $D_2$ ) of the component. The external diameter of the plug is truncated because the thread major diameter ( $D$ ) of the component has already been checked by the **GO** gauge. **NO GO** thread gauges do not check the minor diameter ( $D_1$ ) of the component. The gauge thread root radius does not interfere with the minor diameter ( $D_1$ ).



**GO** plain gauges check the minimum minor diameter ( $D_1$ ) of the component.

**NO GO** plain gauges check the maximum minor diameter ( $D_1$ ) of the component.




Below a nominal diameter of  $\varnothing 1$ , DIXI Polytool's thread gauges have a pointed tip. This is a great help in engaging the gauge when inspecting even the smallest threads.

**Advantages:**

- Easy gauge engagement
- Reduced risk of breakage

**Disadvantages:**

- The tip can leave uninspected threads in case of blind threads

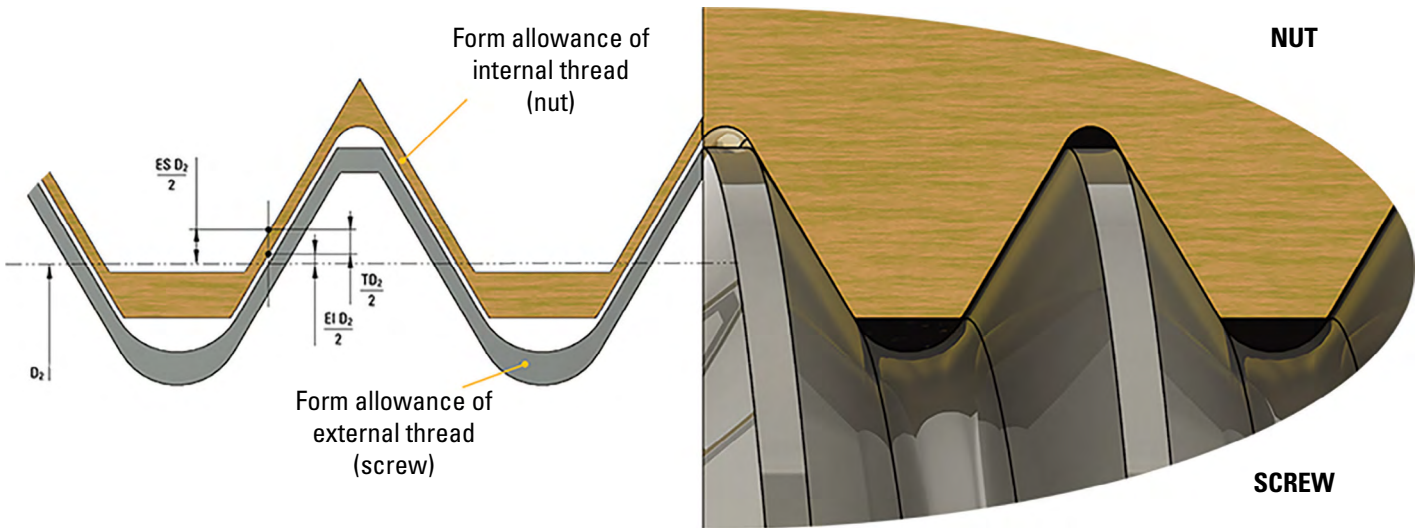


DIXI Polytool also produces its thread gauges with flat bottom. The entire thread is inspected down to the last active thread, even in case of blind holes.

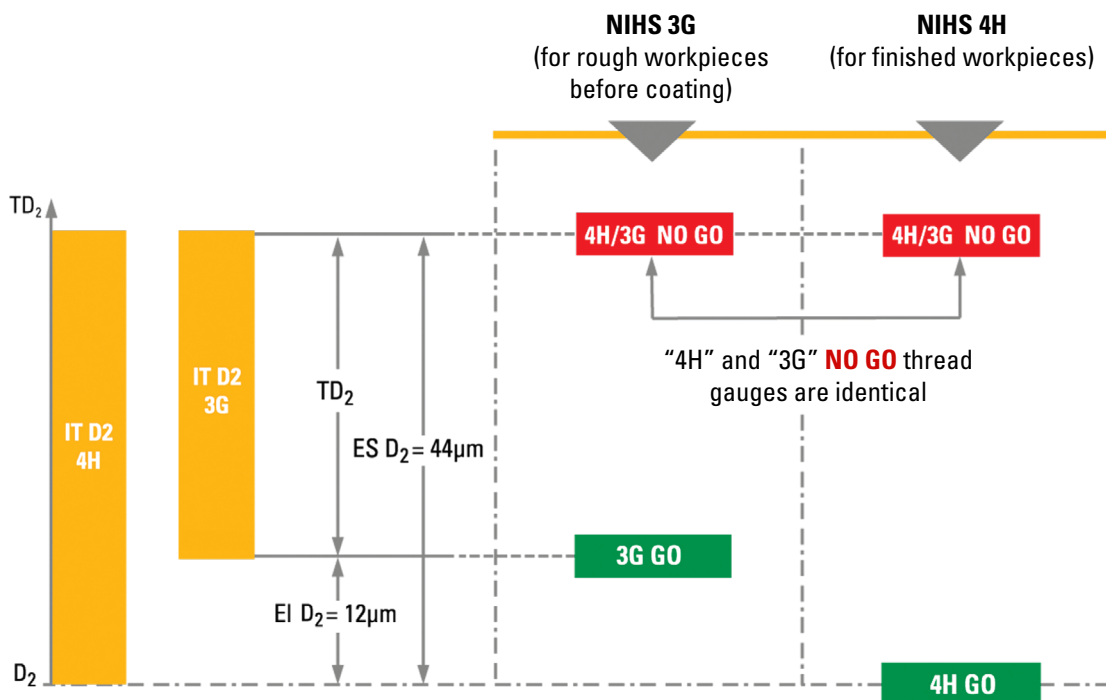
**Advantages:**

- Inspection down to the last active thread
- Can be used as a depth gauge





$D_2$	Pitch diameter.
EI $D_2$ deviation	Lower deviation of pitch diameter ( $D_2$ )
Ecart ES $D_2$ deviation	Upper deviation of pitch diameter ( $D_2$ ).
$TD_2$ allowance	Pitch diameter ( $D_2$ ) allowance. $TD_2 = ES D_2 - EI D_2$
4H <b>GO</b> gauges	They are used for inspection of S threads of finished parts (with or without galvanic coating or heat treatment) in 4H tolerance according to NIHS 06-10. NIHS 4H <b>GO</b> gauges replace the former NIHS NT <b>GO</b> gauges.
3G <b>GO</b> gauges	They are used for checking S threads of raw parts (before galvanic coating or heat treatment) in 3G tolerance according to NIHS 06-10. NIHS 3G <b>GO</b> gauges replace the former NIHS RT <b>GO</b> gauges.
<b>NO GO</b> gauges	They are used for the checking of raw parts (at the production stage) or finished parts (with or without galvanic coating or heat treatment). <b>NO GO</b> gauges are identical in both 3G and 4H tolerances according to NIHS 06-10. NIHS 4H/3G <b>NO GO</b> gauges replace the former NIHS NT/RT <b>NO GO</b> gauges.



**GO and NO GO thread gauges tolerances - Example for a 0.25 mm pitch**

# CALIBRATION PROTOCOLS AND CERTIFICATES

To ensure that your gauges are properly referenced in your quality management system, DIXI Polytool offers you the possibility of obtaining an inspection certificate issued by us, or an SCS calibration certificate issued by an accredited laboratory.

These tasks can be carried out in the following situations:

- DIXI threaded or plain gauges
- Other brands threaded or plain gauges (Ø4 max.)
- On delivery of a new product
- As part of a calibration (a replacement product may be offered if excessive wear is detected).

Please refer to the tables below to specify the level of certificate you require.

Description	Art.
Control protocol for thread gauges DIXI 1718 and DIXI 1719	327656
Calibration certificate for thread gauges DIXI 1718 and DIXI 1719 (accredited external laboratory)	327657

Description	Art.
Control protocol for plain gauges DIXI 0418, 0419, 0420 and 0421	317293
Calibration certificate for plain gauges DIXI 0418, 0419, 0420 and 0421 (accredited external laboratory)	317294

**PROTOCOLE DE CONTRÔLE  
DIAMÈTRE SUR FLANCS SIMPLE**

**DIXI**  
polytool

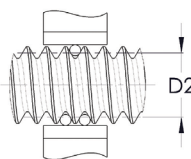
Certificat N° : ..... N/C  
Date de mesure : ..... 15.08.2016  
Page 1 sur 1

Client : ..... N/C

Article : ..... 983236  
Objet : ..... Jauge fileté RT GO  
Description : ..... Jauge fileté S0.70x0.175 NIHS RT GO  
Lot N° : ..... PF.1646.072  
Échantillon N° : ..... PM15199

**Mesure de jauge neuve :**


Ø s/flancs simple D2 (mm)	Tolérance inférieure (µm)	Tolérance supérieure (µm)	Mesure (mm)	Écart (mm)	Statut
0.5963	-2.0	+2.0	0.5986	+0.0013	Conforme



Instrument de mesure : ..... Banc de mesure horizontal (inv. N° BM040)  
Méthode de mesure : ..... Mesure sur piges  
Instruction de contrôle N° : ..... N/C  
Incertitude de mesure : ..... 1.5µm  
Température : ..... 20 °C  
Traçabilité : ..... ISO 9001:2008

Résultat de la mesure : ..... **Opérationnel**

Le Locle, le 15.08.2016  
Date / Lieu

  
Opérateur

DIXI Polytool S.A.  
ISO 9001:2008  
ISO 14001:2004  
Av. du Technicum 37  
CH-2400 Le Locle  
dixipoly@dixi.ch  
Tél. +41 (0)32 933 54 44  
Fax +41 (0)32 931 89 16  
www.dixipolytool.com

**PROTOCOLE DE CONTRÔLE  
DIAMÈTRE DE TAMPON LISSE**

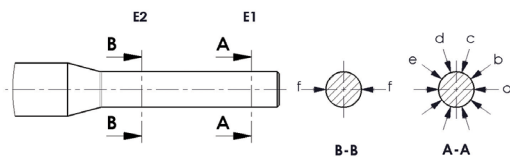
**DIXI**  
polytool

Certificat N° : ..... N/C  
Date de mesure : ..... 15.08.2016  
Page 1 sur 1

Client : ..... N/C

Objet : ..... Tampon lisse  
Article : ..... 309161  
Description : ..... DIXI 0420 Ø 1.000 ± 0.5 µm L1= 5 D= 3 L= 38 SP  
Échantillon N° : ..... Z299


Ø nominal (mm)	Tolérance inférieure (µm)	Tolérance supérieure (µm)	Ø mesuré (mm)	Ecart (mm)	Remarque
1.0000	-0.5	+0.5	1.0001	+0.0001	E1-a
1.0000	-0.5	+0.5	1.0002	+0.0002	E1-b
1.0000	-0.5	+0.5	0.9999	-0.0001	E1-c
1.0000	-0.5	+0.5	0.9998	-0.0002	E1-d
1.0000	-0.5	+0.5	1.0002	+0.0002	E1-e
1.0000	-0.5	+0.5	1.0001	+0.0001	E2-f



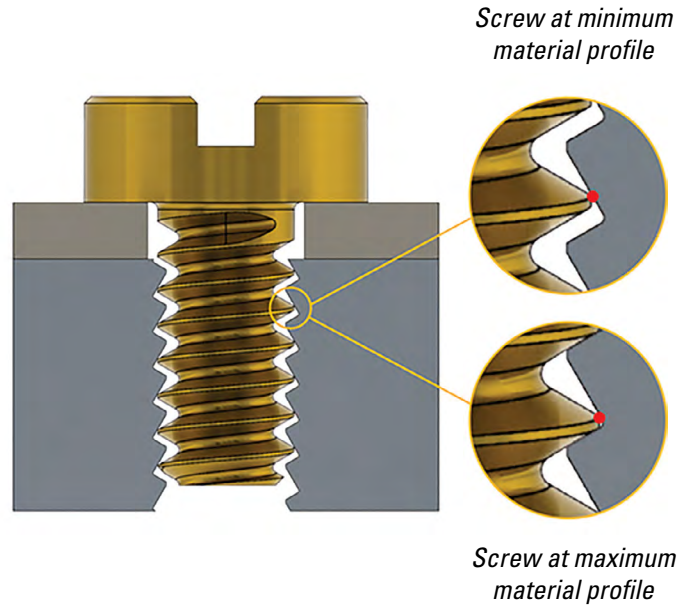
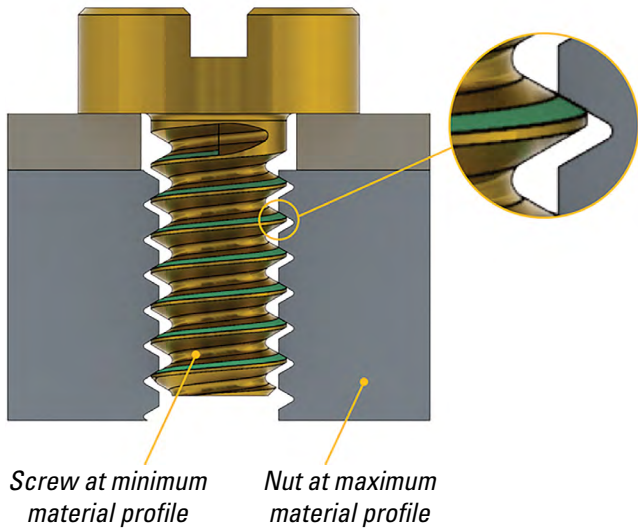
Instrument de mesure : ..... Banc de mesure horizontal (inv. N° BM040)  
Méthode de mesure : ..... Entre touches plates  
Instruction de contrôle N° : ..... N/C  
Incertitude de mesure : ..... 0.4µm  
Température : ..... 20 °C  
Traçabilité : ..... ISO 9001:2008

Résultat de la mesure : ..... **Opérationnel**

Le Locle, le 15.08.2016  
Date / Lieu

  
Opérateur

DIXI Polytool S.A.  
ISO 9001:2008  
ISO 14001:2004  
Av. du Technicum 37  
CH-2400 Le Locle  
dixipoly@dixi.ch  
Tél. +41 (0)32 933 54 44  
Fax +41 (0)32 931 89 16  
www.dixipolytool.com



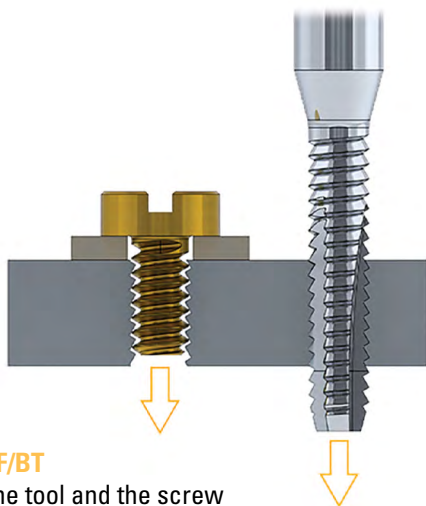
On a S1.00x0.25 assembly, there can be up to 0.05mm free space between the screw crest diameter and the nut root diameter. That clearance allows a freedom of movement that could cause vibration loosening. This phenomenon is accentuated by the narrow theoretical contact surface between the flanks of both screw and nut. In some cases, adhesives can be used to avoid vibration loosening. This solution is inappropriate for assemblies on which visual aspects are key (watch industry).

Whatever the screw size (minimum or maximum material profile), the contact line is guaranteed to be the same. Thus the manufacturing tolerances do not influence the assembly quality.

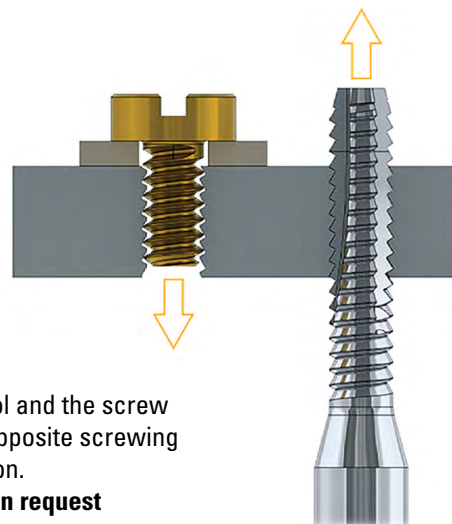
**Thanks to AF thread profile, no need to use adhesive anymore.**

PROFILE DIRECTION - MACHINING DIRECTION

Unlike 60° thread, AF thread is made of an asymmetric profile. Depending on the tool machining direction, the cutting profile is reversed.



**AF/BT**  
The tool and the screw have the same screwing direction.  
**Tools from stock**



**AF/TT**  
The tool and the screw have opposite screwing direction.  
**Tools on request**



 **DIXI**  
polytool



**DIXI POLYTOOL S.A**

Av. du Technicum 37  
CH-2400 Le Locle

T +41 (0)32 933 54 44

dixipoly@dixi.ch

[www.dixipolytool.com](http://www.dixipolytool.com)